



OSC Series
Screw Compressor Series

OSC V Series
Frequency Inverter Screw Compressor Series

ozen[®]

KOMPRESÖR

EXCLUSIVELY COMPRESSED AIR SOLUTIONS

THE DETAILS THAT DELIVER THE RIGHT RESULTS...

EXPERIENCE

Ozen Kompresor, with its industry experience of half-a-century and its large portfolio of compressed air products, provides, reliable, efficient and smart solutions.

TRUST

Ozen's dedication to customer satisfaction has helped the company to build lasting relationships of trust and loyalty with its customers.

DURABLE & EFFICIENT

All of the compressed air equipment in Ozen's portfolio have proven their durability under the toughest conditions. They provide high-quality, high-efficiency air.

QUALITY

Manufacturing consistently high-quality products is one of Ozen's fundamental tenets. To that end, Ozen continuously enhances its quality policies.



ozen®

KOMPRESÖR

TECHNOLOGY

Ozen Kompresor is innovative. It always uses up-to-date technologies in compliance with world-standards.

R & D

With its creative team and modern infrastructure, Ozen is capable of developing its own technology through collaborations with several universities.

STRONG SERVICE NETWORK

Ozen Kompresor believes in maintainability. Its customers can enjoy uninterrupted manufacturing thanks to its accessible, fast and reliable service network.

COMPETITIVE

Ozen Kompresor acts in favor of its customers. Providing them with leverage is one of Ozen's strong suits.

RESPECT FOR THE ENVIRONMENT

Striving for a sustainable future, Ozen Kompresor selects for environmentally friendly practices and takes all necessary precautions while structuring its work processes.

OSC Screw Compressor Series

OSC V Frequency Inverter Screw Compressor Series

OSC ■ OSC V (3 -132 kW)

This series is designed with high performance and reliability in mind. The products in the series perfectly satisfy the ease of installation, simple maintenance, high efficiency and durability demands of the manufacturing sector from smaller workshops to large-size companies.

METAL

TEXTILE

PLASTIC

GLASS





Quality Equipment

Ozen Kompressor uses components that comply with international standards for products that stand out for their performance and durability. Adopting the principle of customer-oriented work in all the areas that fall within the scope of the quality management system, Ozen Kompressor strives to continually improve its workforce and its suppliers, and to ensure the continuity and improvement of its products and services at the highest quality level.



OSC Screw Compressor Series

OSC V Frequency Inverter Screw Compressor Series

OSC ■ OSC V (3 - 132 kW)



Air-end

High-quality elements improve durability.

1

Premium Efficient Motor

Provides superior efficiency and performance thanks to its unrivalled motor.

2



Poly-V Belt Driven Transmission Technology

- Poly-V belt technology provides high performance with its reliable belt tension system.
- It is durable.

3



Compact Oil Separator Design

- CE/ASME-approved tank
- Minimum pressure drop
- Spin-on filter components
- Oil level control

4



5

Maestro

- User-friendly control panel indicators facilitate the assessment of the equipment as well as the planning of maintenance.
- Support for 10 languages
- Compatible with Industry 4.0



6

Electrical Panel

All electrical panels are IEC and CE / UL-approved.



5

6

7



"RCD" – Radial Cooling Design

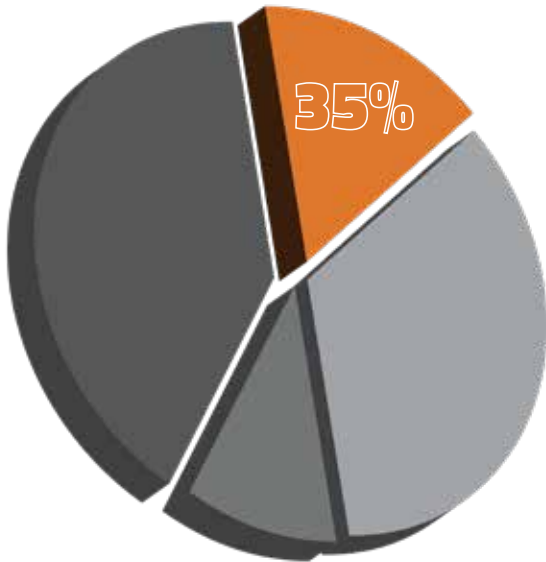
- Guaranteed cooling performance with large size radiator pack.
- Strong, compact design provides durability that is tested and proven under tough work conditions.
- Enables your compressor to keep working with high efficiency under various conditions.
- Symmetrical Cooling design is used below 55 kW models.

8

Ease of Service

- The strategic positioning of product components provides ease of maintenance.
- With easily available spare parts, maintenance is no longer an issue.
- Oil changes made simple, thanks to the separator tank design.





**Ozen Energy Optimisation
on Average up to 35%**

- Energy Cost Saving VFD
- Energy Cost
- Investment
- Maintenance

Variable Frequency Drive (VFD)

In manufacturing facilities, the need for air tends to fluctuate throughout the day for various reasons. Standard compressors continuously work in load/unload mode in order to satisfy changing air demands. A screw compressor working in unload mode spends about 30-35% of the installed motor power and wastes energy even though it does not produce any air.

In OSC V series compressors, the built-in frequency inverter adjusts the motor speed according to the actual air need of the facility. Achieving energy savings of up to 35%, these compressors help reduce operating costs.

Energy savings even during low-capacity utilization

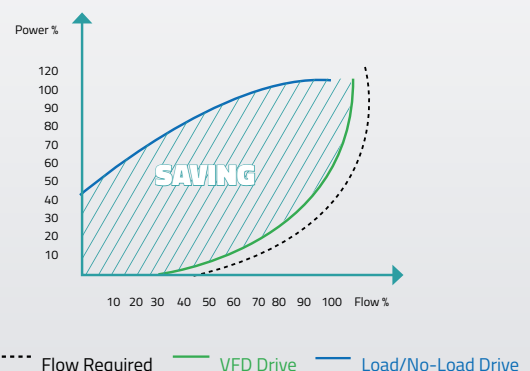
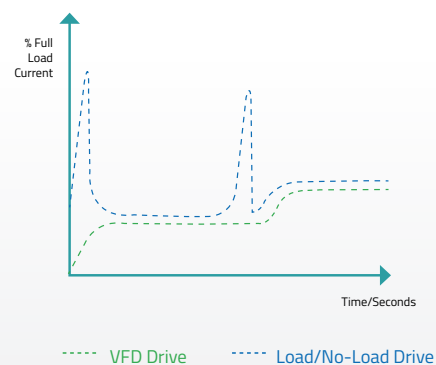
Since OSC V series screw compressors with frequency inverter adjust the motor speed according to the actual air need of the facility, high energy use during low-capacity utilization is avoided.

The advantage of constant pressure

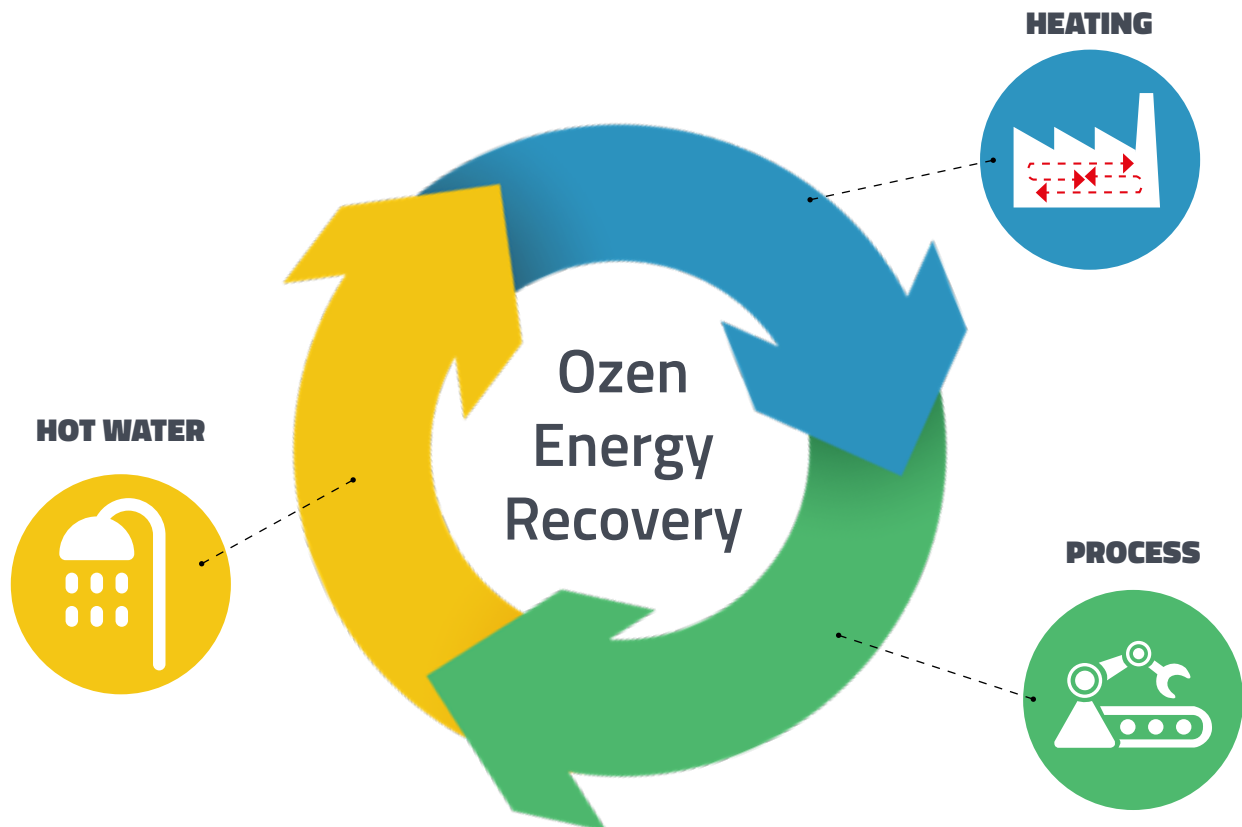
As the actual air demand is continuously monitored, the air production is steady and pressure is constant in the compressed air-pipe line at all times. Energy loss due to load/unload work modes is avoided. These compressors can respond to different pressure needs with simple settings on the control panel, without changing anything in the compressor itself.

Smooth initial start-up

Because motor speed is controlled by the frequency inverter, the initial start-up is significantly simpler and smoother than a wye-delta, direct connected compressors.



Reduces operating costs by recovering waste heat...



Advantages

- > Does not have any impact on compressor maintenance.
- > Return of investment is 1 year.
- > Reduces gas etc. consumption for heating and hot water.
- > Selecting for heat recovery not only lowers energy costs but also contributes greatly to the protection of the environment.

Improving energy efficiency is essential for the industry. Rising energy prices and growing environmental awareness increase the importance of waste heat recovery. 94% of the energy consumed by a compressor is converted into heat. This heat is released back into the atmosphere through the cooling system and by radiation. Not being able to make use of this waste heat has a negative effect on operating costs.

Ozen Energy Recovery solution makes it possible to use the waste heat generated by your compressor within the facility. The integrated heat exchanger recovers the heat, which can, then, be used for heating the factory and storage areas, as well as for hot water. This rather easy-to-implement system increases energy efficiency and provides operating cost savings.

OSC Screw Compressor Series
 OSC V Frequency Inverter Screw Compressor Series



OSC ■ OSC V (3 -132 kW)

| MODEL | Working Pressure | Capacity (FAD) | Motor Power | | | | | Dimensions (mm) | | |
|---------------------|------------------|----------------|-------------|----|-------|-------------|---------------------|-----------------|--------|--------|
| | Bar | m3/min. | kW | HP | dB(A) | Weight (kg) | Connection Diameter | Width | Length | Height |
| OSC 3, OSC 3 V | 7.5 | 0.42 | 3 | 4 | 68 | 160- 172 | 1/2 " | 610 | 1110 | 1000 |
| | 10 | 0.35 | | | | | | | | |
| | 13 | 0.29 | | | | | | | | |
| OSC 4, OSC 4 V | 7.5 | 0.57 | 4 | 5 | 69 | 190-202 | 1/2 " | 610 | 1110 | 1000 |
| | 10 | 0.48 | | | | | | | | |
| | 13 | 0.35 | | | | | | | | |
| OSC 5, OSC 5 V | 7.5 | 0.9 | 5.5 | 7 | 69 | 200-212 | 3/4 " | 750 | 1170 | 1120 |
| | 10 | 0.7 | | | | | | | | |
| | 13 | 0.62 | | | | | | | | |
| OSC 7, OSC 7 V | 7.5 | 1.23 | 7.5 | 10 | 69 | 230-248 | 3/4 " | 750 | 1170 | 1120 |
| | 10 | 0.97 | | | | | | | | |
| | 13 | 0.82 | | | | | | | | |
| OSC 11, OSC 11 V | 7.5 | 1.87 | 11 | 15 | 69 | 290-308 | 3/4 " | 750 | 1170 | 1120 |
| | 10 | 1.62 | | | | | | | | |
| | 13 | 1.34 | | | | | | | | |
| OSC 15, OSC 15 V | 7.5 | 2.43 | 15 | 20 | 70 | 350-368 | 3/4 " | 750 | 1170 | 1120 |
| | 10 | 2.11 | | | | | | | | |
| | 13 | 1.8 | | | | | | | | |
| OSC 18, OSC 18 V | 7.5 | 3.13 | 18.5 | 25 | 70 | 440-470 | 3/4 " | 900 | 1350 | 1255 |
| | 10 | 2.73 | | | | | | | | |
| | 13 | 2.32 | | | | | | | | |
| OSC 22, OSC 22 V | 7.5 | 3.67 | 22 | 30 | 70 | 500-530 | 3/4 " | 900 | 1350 | 1255 |
| | 10 | 3.22 | | | | | | | | |
| | 13 | 2.77 | | | | | | | | |
| OSC 30, OSC 30 V | 7.5 | 4.97 | 30 | 40 | 70 | 580-610 | 3/4 " | 900 | 1350 | 1255 |
| | 10 | 4.29 | | | | | | | | |
| | 13 | 3.73 | | | | | | | | |

- V: Inverter controlled

OSC Screw Compressor Series
 OSC V Frequency Inverter Screw Compressor Series



OSC ■ OSC V (3 -132 kW)

| MODEL | Working Pressure | Capacity (FAD) | Motor Power | | | | | Dimensions (mm) | | |
|-----------------------|------------------|----------------|-------------|-----|-------|-------------|---------------------|-----------------|---------------|--------|
| | Bar | m3/min. | kW | HP | dB(A) | Weight (kg) | Connection Diameter | Width | Length | Height |
| OSC 37, OSC 37 V | 7.5 | 6.21 | 37 | 50 | 70 | 660-740 | 1 1/4 " | 1020 | 1390 *1700 | 1610 |
| | 10 | 5.4 | | | | | | | | |
| | 13 | 4.61 | | | | | | | | |
| OSC 45, OSC 45 V | 7.5 | 7.46 | 45 | 60 | 72 | 840-920 | 1 1/4 " | 1020 | 1390 *1700 | 1610 |
| | 10 | 6.43 | | | | | | | | |
| | 13 | 5.55 | | | | | | | | |
| OSC 55, OSC 55 V | 7.5 | 9.72 | 55 | 75 | 74 | 1400-1445 | 1 1/2 " | 1450 | 1600 | 1750 |
| | 10 | 8.5 | | | | | | | | |
| | 13 | 7.2 | | | | | | | | |
| OSC 75, OSC 75 V | 7.5 | 12.82 | 75 | 100 | 75 | 1670-1750 | 2 " | 1650 | 2000 | 1900 |
| | 10 | 11.31 | | | | | | | | |
| | 13 | 9.77 | | | | | | | | |
| OSC 90, OSC 90 V | 7.5 | 16.34 | 90 | 125 | 75 | 2250-2330 | 2 " | 1650 | 2000 | 1900 |
| | 10 | 14.15 | | | | | | | | |
| | 13 | 12.02 | | | | | | | | |
| OSC 110, OSC 110 V | 7.5 | 19.57 | 110 | 150 | 76 | 2650-2740 | 2 " | 1700 | 2700 | 1855 |
| | 10 | 17.1 | | | | | | | | |
| | 13 | 14.68 | | | | | | | | |
| OSC 132, OSC 132 V | 7.5 | 22.96 | 132 | 180 | 77 | 3000-3090 | 2 " | 1700 | 2700 | 1855 |
| | 10 | 20.23 | | | | | | | | |
| | 13 | 17.52 | | | | | | | | |

- Compressor performance is measured according to ISO 1217:2009 Annex C with reference to 1 bar inlet pressure and 20 ° C ambient temperature.

- According to operating pressure SHD 7.5 bar performance was measured at 7 bar; 10 bar performance was measured at 9,5 bar and 13 bar performance was measured at 12,5 bar.

- *Marked measurements are for V series.

- V: Inverter controlled

Konya Organize Sanayi Bölgesi, Büyük Kayacık Mah.
20. Sk. No: 4, 42300 Konya / TURKEY

T: +90 332 345 42 45

F: +90 332 345 42 48

E: info@ozenkompresor.com.tr ■ sales@ozenkompresor.com.tr

www.ozenkompresor.com.tr

ozen[®]
K O M P R E S Ö R